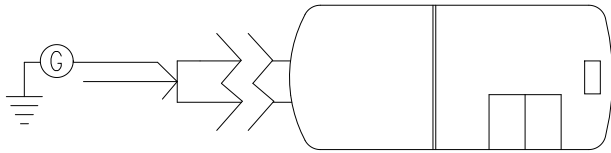
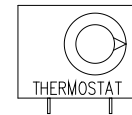
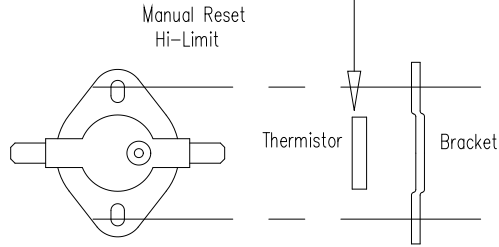


15 AMP CORDEND GFCI

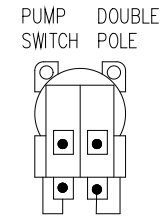


30-0061

NOTE: Thermistor is to be placed underneath the manual reset hi-limit



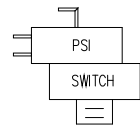
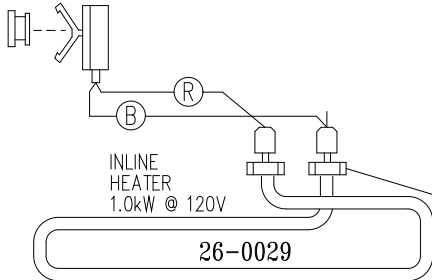
Pump 1 Receptacle



Auto Reset
Hi-Limit
8147-143
F122



90 DEGREES
Amber Indicator Light



34-0148

STAINLESS STEEL BULKHEADS

HYDRO-QUIP
CORONA, CA 909.273.7575

Manufacture Notes: USE STAINLESS STEEL BULKHEADS ONLY.

Dwg. No.
BF-36AT-13D

Drawn
CDV

Rev
1

Date
08.28.98

Diagram
No. **1252/JJ**

Wire Color Code

B - Black	G - Green
Br - Brown	Bl - Blue
R - Red	V - Violet
O - Orange	W - White
Y - Yellow	Gr - Gray